

# Get an image you can trust

The Clarius Handheld Ultrasound Scanner is purpose-built to provide a detailed picture of superficial anatomy with your smart phone or tablet.

  
**clarius**  
Ultrasound  
Anywhere

## Get more for less

- ✓ No subscription required
- ✓ 3-year standard warranty
- ✓ Unlimited users



*Mobile Digital Imaging*  


[www.mobiledigitalimaging.com](http://www.mobiledigitalimaging.com)

# Make confident decisions with Clarius musculoskeletal ultrasound

With 8 times the processing power of most handheld ultrasound systems, Clarius HD gives you sharp and clear images of muscle and tissue to assess injuries and perform injections with confidence.



## L7 HD Linear Scanner

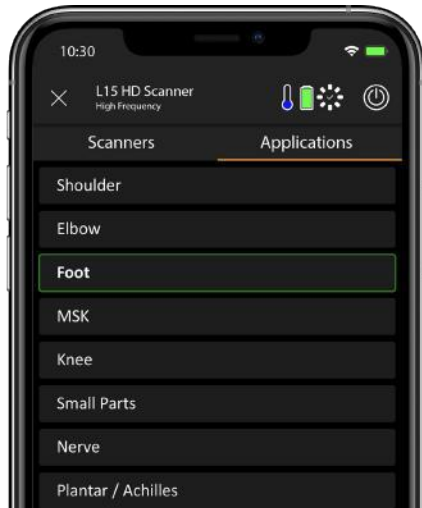
Suited for users who scan everything from deep sciatic to superficial nerves.

**Frequency:** 4-13 MHz  
**Max Depth:** 11 cm

## L15 HD High Frequency Linear Scanner

Designed for exceptional imaging of superficial nerves.

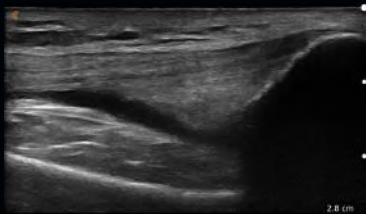
**Frequency:** 5-15 MHz  
**Max Depth:** 7 cm



## Get an image you can trust

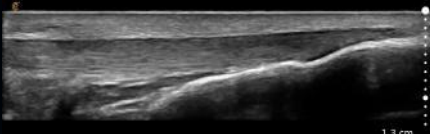
With Clarius HD, you will see the anatomy you need to provide the best patient care.

L7 HD



Patellar Tendon

L15 HD



Patellar Tendon

## Automated Ultrasound

Start scanning in seconds. With AI assistance on your smart device, getting a great image is easy. You'll simply pinch to zoom, slide to change gain and tap to switch modes.

## Wireless Freedom

Focus on scanning your patient without wires getting in the way. Clarius Scanners use WiFi Direct to connect to the app on your smart device.

## Durable and Watertight

With no moving parts or cables and a drop-safe magnesium shell, you don't have to worry about using Clarius in demanding clinical settings. They are sterilizable and submersible to 3 feet.

## Mechanical

- Enclosure**
- Light weight magnesium
  - Durable
  - IP67 rated for scanner and battery separately, rated for 1 meter immersion for 30 minutes

## Scanner Dimensions and Weight

<b>L7 HD</b>	Dimensions: 164 x 78 x 38 mm Weight: 364 g
<b>L15 HD</b>	Dimensions: 166 x 78 x 38 mm Weight: 372 g

## Imaging Modes

<b>B-Mode</b>	Yes
<b>M-Mode</b>	Yes
<b>Power Doppler</b>	Yes
<b>Color Doppler</b>	Yes
<b>Elastography</b>	Upgradeable
<b>Needle Enhance</b>	Upgradeable
<b>Pulsed-Wave Doppler</b>	Upgradeable

## About Clarius

Clarius' mission is to make accurate, easy-to-use, and affordable ultrasound tools available to all medical professionals. Our hand-held wireless ultrasound scanners connect to iOS and Android devices, delivering high resolution ultrasound images traditionally only available with bulkier, high-end systems. More than half a million scans have been performed by 20,000 users since Clarius introduced its first portable scanner in 2016. Clarius scanners are available in more than 50 countries.

**For purchase options and ordering information, please contact:**

**Mobile Digital Imaging**  
 2795 Genesee Street  
 Buffalo, NY 14225  
[hpaulson@mobiledigitalimaging.com](mailto:hpaulson@mobiledigitalimaging.com)  
 Phone: 888-274-3588 x100  
[www.mobiledigitalimaging.com/clarius-ultrasound](http://www.mobiledigitalimaging.com/clarius-ultrasound)